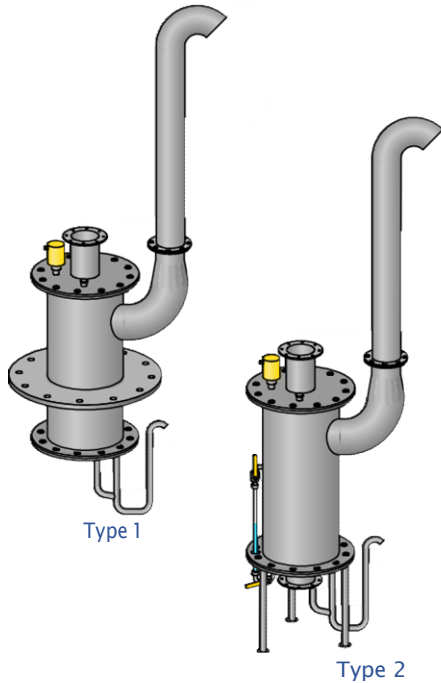


HYDRAULIC SAFETY VALVE CHV



- Safe protection against overpressure and vacuum
- Two installation types available:
 - Type 1 for installation onto a top manhole of a tank
 - Type 2 for installation in an open area or into a pit
- Optional inline installation
- Optional local / remote level indication
- Gas contacted parts entirely made of ss 316Ti
- Made in Austria

ENVIRONTEC'S HYDRAULIC SAFETY VALVE

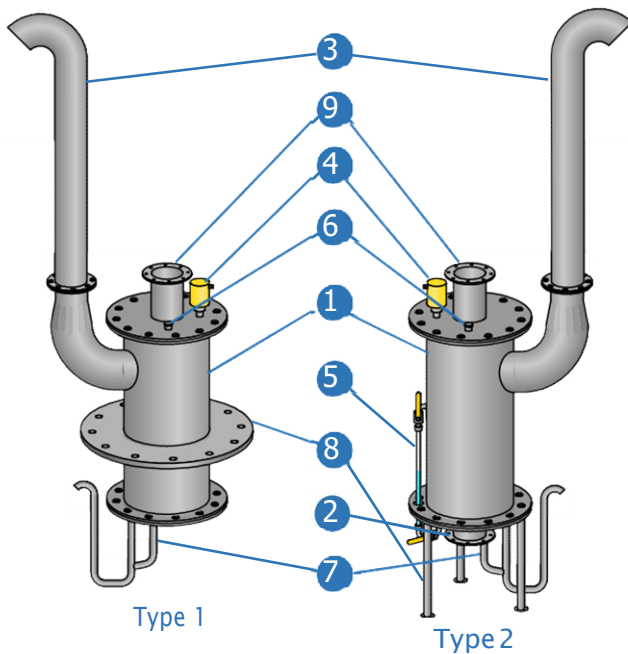
The EnvironTec Hydraulic Safety Valve provides a safe and reliable protection against both, overpressure and vacuum. It consists of a round tank, which is divided into two sections by a separating wall. One section is connected to the gas tank or the gas pipe, the other one to the open air. An open space, which allows liquid and gas to pass from one section into the other one, is provided at the bottom of the separating wall. A liquid that normally closes the space is filled into the hydraulic valve. The pressures, when the valve is activated are adjusted by the height of the liquid level and by the ratios of the bottom areas of the two sections. On overpressure conditions, the liquid level at the gas side will be depressed until the gas can pass into the other section and can escape into the open air from there. On vacuum conditions, the liquid level at the air side will be depressed until the air can pass under the separating wall into the gas section and thus break any impermissible vacuum.

The required liquid level inside the valve is adjusted by an overflow siphon, which drains any excess and a level indication, which gives alarm in case of lack of liquid.

The system is available in different sizes and with different options.

APPLICATIONS AND SPECIFICATIONS

- Overpressure and vacuum protection for pipelines and tanks in digester plants
- Gas and liquid contacted parts made of ss 316Ti, others made of ss 304
- Inline version available on request

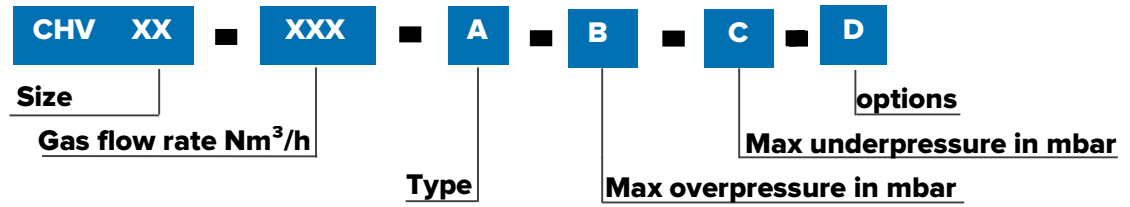


- 1 Tank
- 2 Connecting nozzle (type 2 only)
- 3 Vent pipe (option)
- 4 Electronic Level control (obligatory for type 1, optional for type 2)
- 5 Optical level indication (type 2 only)
- 6 Refill
- 7 Siphon
- 8 Mounting flange (type 1)
support legs (type 2)
- 9 Flange for inline installation (option)

The EnvironTec-CHV covers a wide range of applications:

- Flow rates 50 – 2000 m³/h
- Overpressure 10 – 100 mbar
- Vacuum -5 – -40 mbar
- Freeze protection down to -37 °C
- Installation on top of the digesters / tanks or free field
- Optional inline installation
- Special accessories on request, e.g. remote level alarm

TYPE SPECIFICATION



XXX

50 - 2000 m³/h

A

- Type 1 for installation onto a top manhole of a tank
- Type 2 for installation in an open area or into a pit

B

10 - 100 mbar

C

-5 - -40 mbar

D

- EX...Exhaust pipe and protection grid
- O...Optical water level indicator
- E...Electric water level detector